Serie • Series

MN

BOMBAS CENTRIFUGAS EN MONOBLOC BASADO DIN 24255

MONOBLOC CENTRIFUGAL PUMPS BASED DIN 24255

POMPES CENTRIFUGES MONOBLOC BASEE DIN 24255

pumps pumpen

azcue

bombas pompes



Ref. MN 05

Nomenclatura / Description / Denomination

MN - 150 / 250

- 250 → ø Rodete Nominal / Nominal ø impeller / ø Roue Nominal
- 150 → Tamaño Brida Impulsión / Discharge Flange Size / Taille Bride Refoulement
- MN → Serie MN Series

Materiales / Materials / Materiaux

Elemento Part Element	Standard	Elemento - Part - Element			
Voluta Volute Volute	Cast iron GG25/Bronze G-Cusn5ZnPb (Rg5).	Bronze	G-CuSn10 G-CuAl10Ni G-CuSn10Zn(Rg10)	Stainless steel	X5CrNiMo 18 10 Aisi-316
Rodete Impeller Route	Cast iron GG25/Bronze G-Cusn5ZnPb (Rg5).	Bronze	G-CuSn10 G-CuAl10Ni G-CuSn10Zn(Rg10)	Stainless steel	X5CrNiMo 18 10 Aisi-316
Eje Shaft Arbre	Stainless Steel X-5CrNiMo 18 10 Aisi-316.				
Anillos de desgaste Wear rings Bague d'usure	Bronze G-CuSn10Pb10	Cast iron GG-25		Stainless steel	X5CrNiMo 18 10 Aisi-316

VENTAJAS / ADVANTAGES / AVANTAGES

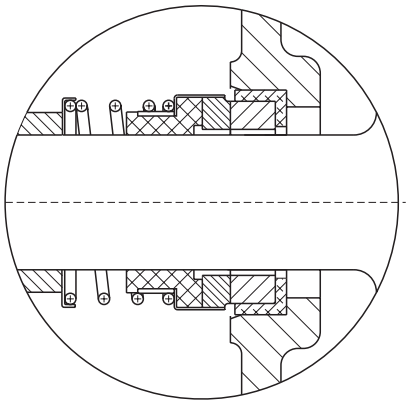

Cierre mecánico s /
Mechanical seal acc /
Garniture mecanique s /

DIN 24960

- Bajo NPSH / Low NPSH / Petit NPSH.
- Simple montaje, sin alineamiento / simple. Assembly, without alignementt / Montage simple sans aligneation.
- Fácil desmontaje / Easy dismantling / Demontage facile.
- Intercambiabilidad s/DIN 24255 / Interchangeable acc/DIN 24255 / Interchangeable s/DIN 24255.
- MOTOR IEC.

Gráficos de características/Performance graphs/Graphique de caracteristiques

50 Hz

1.450 min -1

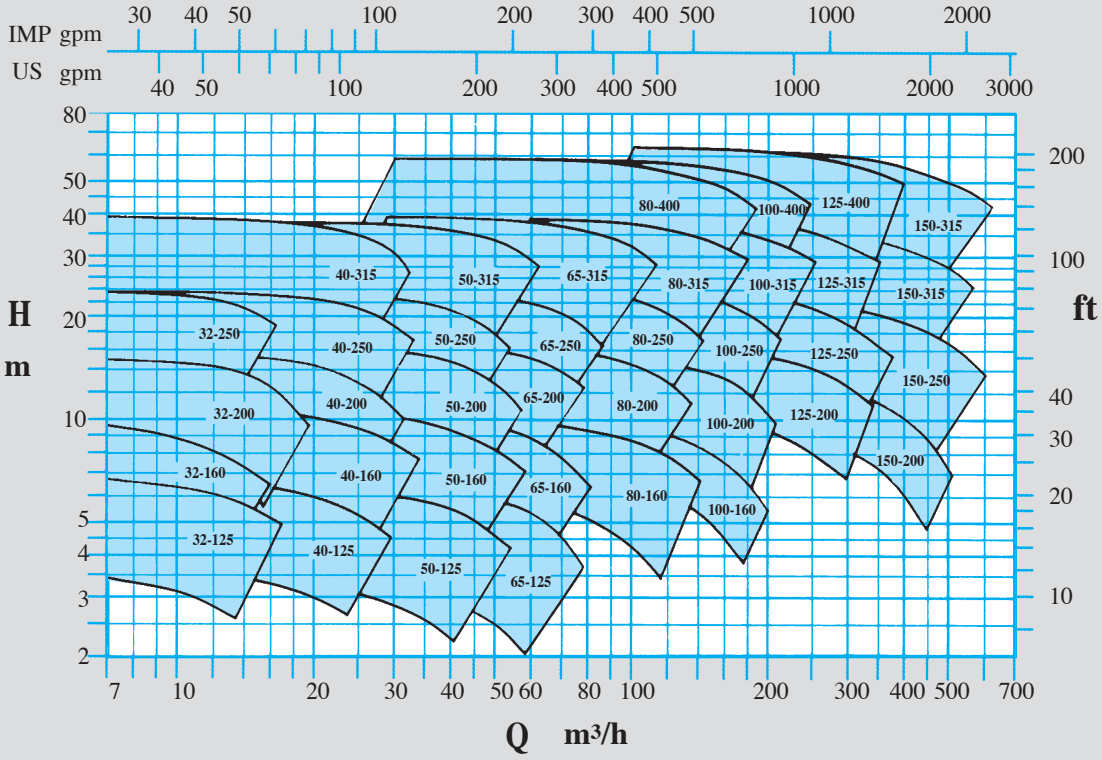

2.900 min -1

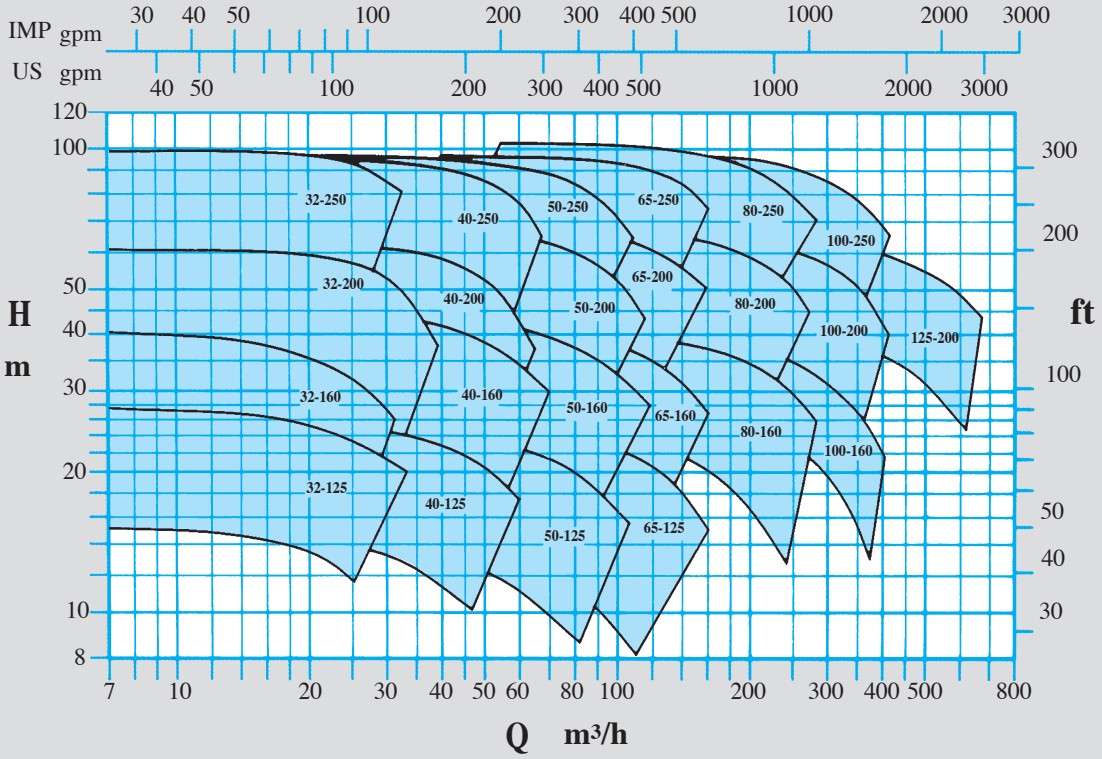

Gráficos de características/Performance graphs/Graphique de caracteristiques

60 Hz

1.750 min -1

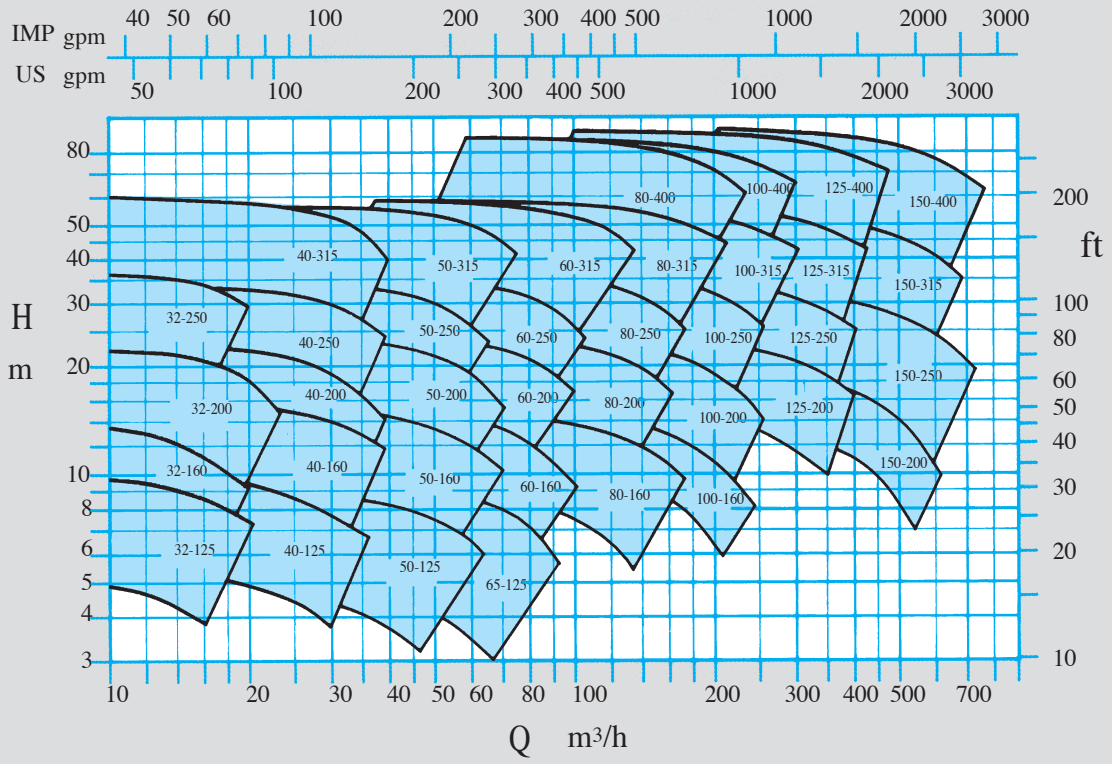

3.500 min -1

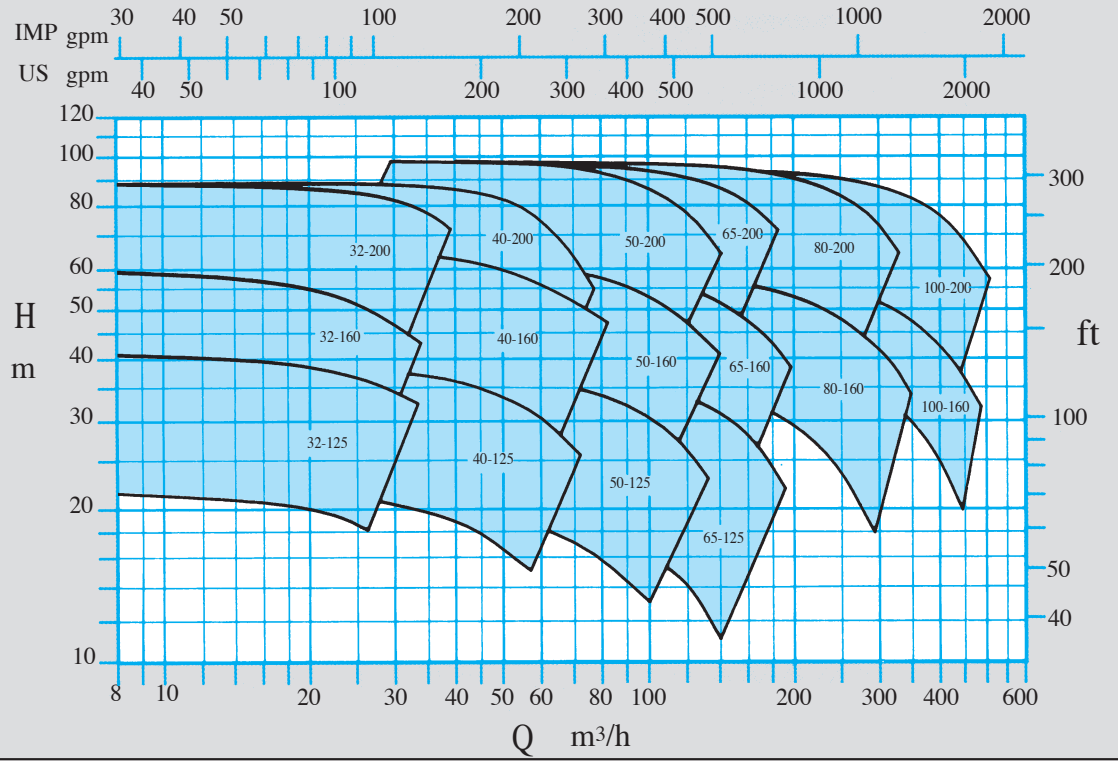

2900/3500 r.p.m. Serie MN / MN Series
Ejecution monobloc / Monoblock execution / Ejecution monobloc

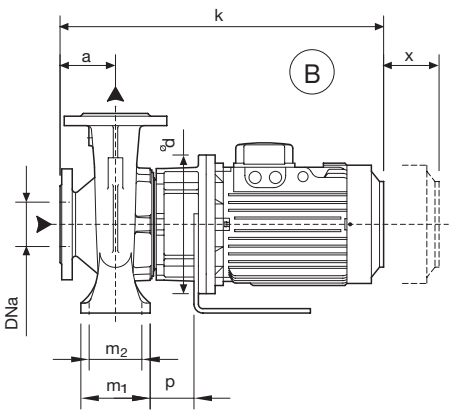

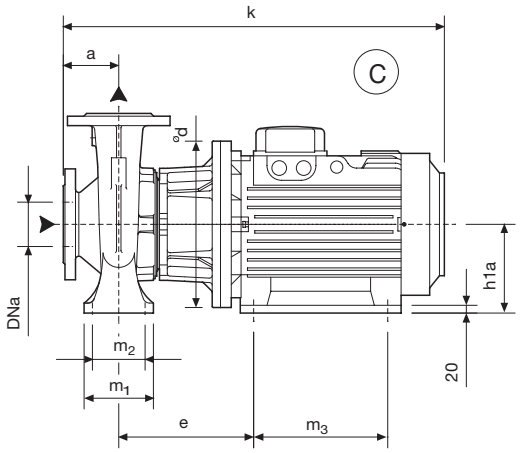

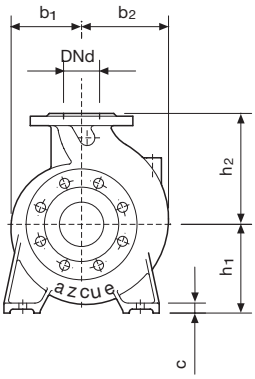

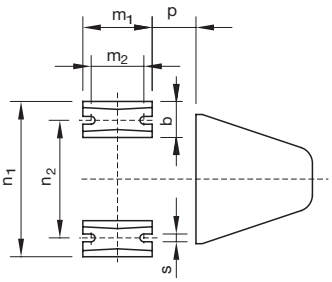

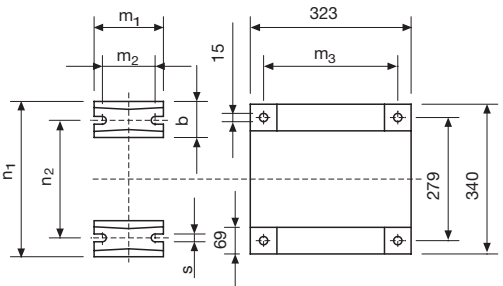

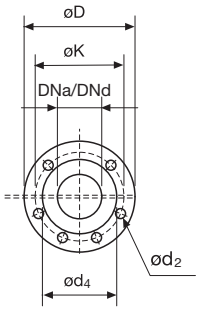

DIN 2501, PN16

DNa / DNd	32	40	50	65	80	100
d4	78	88	102	122	138	158
K	100	110	125	145	160	180
D	140	150	165	185	200	220
Nº	4	4	4	4	8	8
d2	18	18	18	18	18	18

Tipo/type	Motor KW	Motor HP	Motor Forma	DNa	Dnd	a	e	h1	h2	h1a	b	b1	b2	c	m1	m2	m3	p	n1	n2	s	x	d	k	kg
32/125	1,1	1,5	B	50	32	80	–	112	140	–	50	115	115	18	100	70	–	–	190	140	14	100	200	470	40
	1,5	2																						505	45
	2,2	3																							47
	3	4						170	140	–	100	115	115	18	100	70	–	90	290	240	14	100	250	555	55
	4	5,5																							62
32/160	2,2	3	B	50	32	80	–	132	160	–	50	115	125	18	100	70	–	–	240	190	14	100	200	505	50
	3	4						162	160	–	100	115	125	18	100	70	–	90	340	290	14	100	250	555	60
	4	5,5																							65
	5,5	7,5																110	340	290	14	100	300	650	75
32/200	4	5,5	B	50	32	80	–	160	180	–	50	125	145	18	100	70	–	90	240	190	14	100	250	555	65
	5,5-7,5	7,5-10																110	240	190	14	100	300	650	80
	11-15	15-20						190	180	–	100	125	145	18	100	70	–	110	340	290	14	100	350	830	115
32/250	5,5-7,5	7,5-10	B	50	32	100	–	180	225	–	65	170	175	18	125	95	–	100	320	250	14	100	300	670	90
	11-15	15-20						210	225	–	115	170	175	18	125	95	–	100	420	365	14	100	350	850	125
	18,5	25																							135
40/125	2,2	3	B	65	40	80	–	112	140	–	50	110	115	18	100	70	–	–	210	160	14	100	200	505	50
	3	4						170	140	–	100	110	115	18	100	70	–	90	310	260	14	100	250	555	60
	4	5,5																							65
	5,5-7,5	7,5-10																110	310	260	14	100	300	650	80
40/160	4	5,5	B	65	40	80	–	162	160	–	100	110	135	18	100	70	–	90	340	290	14	100	250	555	65
	5,5-7,5	7,5-10																110	340	290	14	100	300	650	80
	11	15						190	160	–	100	110	135	18	100	70	–	110	340	290	14	100	350	830	120
40/200	5,5-7,5	7,5-10	B	65	40	100	–	160	180	–	50	140	155	18	100	70	–	110	265	212	14	100	300	670	95
	11-15	15-20						190	180	–	100	140	155	18	100	70	–	110	365	312	14	100	350	850	125
	18,5	25																							135
40/250	11-15	15-20	B	65	40	100	–	210	225	–	115	165	180	18	125	95	–	100	420	365	14	100	350	850	145
	18,5	25																							155
	22	30	C				335	180	225	180	65	165	180	18	125	95	241	–	320	250	14	100	350	895	170
50/125	3	4	B	65	50	100	–	162	160	–	100	115	130	18	100	70	–	90	340	290	14	100	250	575	60
	4	5,5																							65
	5,5-7,5	7,5-10																110	340	290	14	100	300	670	90
	11	15						190	160	–	100	115	130	18	100	70	–	110	340	290	14	100	350	850	110
50/160	5,5-7,5	7,5-10	B	65	50	100	–	160	180	–	50	120	150	18	100	70	–	110	265	212	14	100	300	670	85
	11-15	15-20						190	180	–	100	120	150	18	100	70	–	110	365	312	14	100	350	850	115
50/200	11-15	15-20	B	65	50	100	–	190	200	–	100	140	170	18	100	70	–	110	365	312	14	100	350	850	150
	18,5	25																							160
	22	30	C				335	180	200	180	100	140	170	18	100	70	241	–	365	312	14	100	350	895	170
50/250	15	20	B	65	50	100	–	210	225	–	115	170	185	18	125	95	–	100	420	365	14	100	350	850	130
	18,5	25																							140
	22	30	C				335	180	225	180	65	170	185	18	125	95	241	–	320	250	14	100	350	895	170
65/125	4	5,5	B	80	65	100	–	160	180	–	65	120	150	18	125	95	–	80	280	212	14	100	250	575	70
	5,5-7,5	7,5-10																100	280	212	14	100	300	670	90
	11-15	15-20						190	180	–	115	120	150	18	125	95	–	100	380	327	14	100	350	850	135
65/160	7,5	10	B	80	65	100	–	160	200	–	65	130	155	18	125	95	–	100	280	212	14	100	300	670	90
	11-15	15-20						190	200	–	115	130	155	18	125	95	–	100	380	327	14	100	350	850	135
	18,5	25																							160
	22	30	C				335	180	200	180	115	130	155	18	125	95	241	–	380	327	14	100	350	895	170
65/200	15	20	B	80	65	100	–	210	225	–	115	155	180	18	125	95	–	100	420	365	14	140	350	850	135
	18,5	25																							145
	22	30	C				335	180	225	180	65	155	180	18	125	95	241	–	320	250	14	140	350	895	165
65/250	18,5	25	B	80	65	100	–	200	250	–	80	180	200	18	160	120	–	120	360	280	19	140	350	885	170
	22	30	C				375	200	250	180	80	180	200	18	160	120	241	–	360	280	19	140	350	935	200
80/160	15	20	B	100	80	125	–	210	225	–	115	140	180	18	125	95	–	100	420	365	14	140	350	870	150
	18,5	25																							160
	22	30	C				335	180	225	180	65	140	180	18	125	95	241	–	320	250	14	140	350	920	170
80/200	18,5	25	B	100	80	125	–	180	250	–	65	160	190	18	125	95	–	135	360	280	19	140	350	910	160
	22	30	C				375	180	250	180	65	160	190	18	125	95	241	–	360	280	19	140	350	960	170
100/160	18,5	25	B	125	100	125	–	200	280	–	80	180	225	18	160	120	–	120	360	280	19	140	350	910	195
	22	30	C				375	200	280	180	80	180	225	18	160	120	241	–	360	280	19	140	350	960	225

Sujeto a cambios / **Subjet to alterations** / *Sujet a des modifications*

Ref. MN-061/1

1450/1750 r.p.m. Serie MN / MN Series
Ejecution monobloc / Monoblock execution / Ejecution monobloc

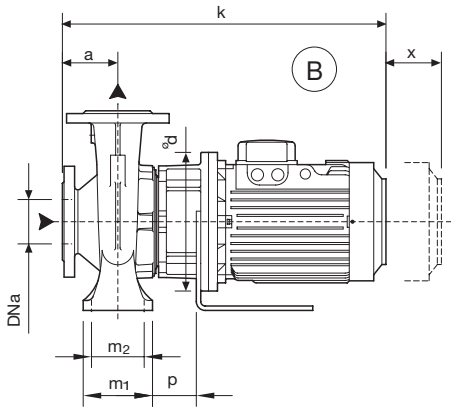

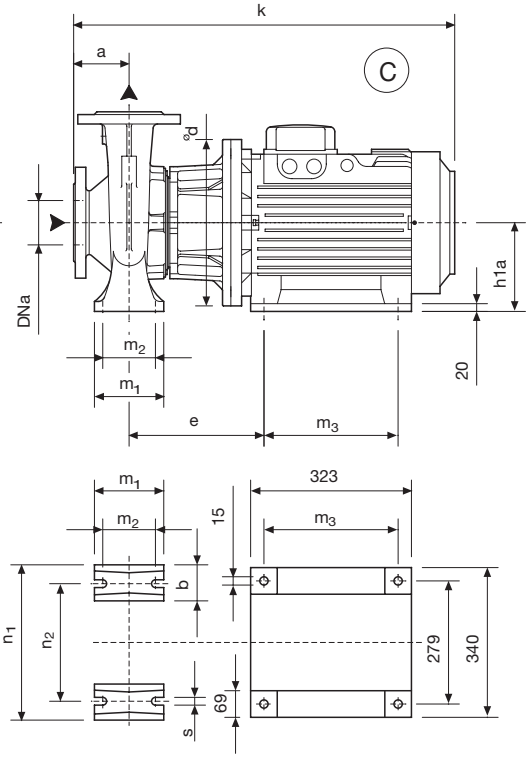

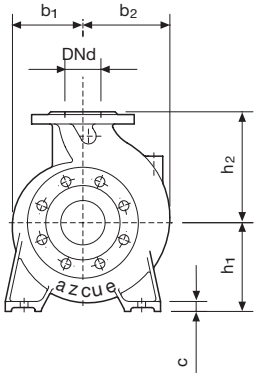

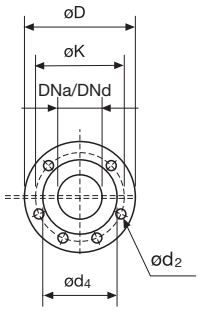

DIN 2501, PN16

DNa / DNd	32	40	50	65
d4	78	88	102	122
K	100	110	125	145
D	140	150	165	185
Nº	4	4	4	4
d2	18	18	18	18

Tipo/type	Motor KW	Motor HP	Motor Forma	DNa	Dnd	a	e	h1	h2	h1a	b	b1	b2	c	m1	m2	m3	p	n1	n2	s	x	d	k	kg
32/125	0,37	0,5	B	50	32	80	–	112	140	–	50	115	115	18	100	70	–	–	190	140	14	100	200	445	35
	0,55	0,75																						470	38
	0,75	1																							40
32/160	0,37	0,5	B	50	32	80	–	132	160	–	50	115	125	18	100	70	–	–	240	190	14	100	200	445	37
	0,55	0,75																						470	40
	0,75	1																							40
32/200	0,75	1	B	50	32	80	–	160	180	–	50	125	145	18	100	70	–	–	240	190	14	100	200	470	40
	1,1	1,5																						505	42
	1,5	2																							45
	2,2	3																90	240	190	14	100	250	555	55
32/250	1,1	1,5	B	50	32	100	–	180	225	–	65	170	175	18	125	95	–	–	320	250	14	100	200	525	63
	1,5	2																							65
	2,2-3	3-4																90	320	250	14	100	250	575	75
40/125	0,37	0,5	B	65	40	80	–	112	140	–	50	110	115	18	100	70	–	–	210	160	14	100	200	445	42
	0,55	0,75																						470	45
	0,75	1																							45
	1,1	1,5																						505	50
40/160	0,55	0,75	B	65	40	80	–	132	160	–	50	110	135	18	100	70	–	–	240	190	14	100	200	470	43
	0,75	1																							45
	1,1	1,5																						505	47
	1,5	2																							50
	2,2	3						160	160	–	100	110	135	18	100	70	–	90	240	190	14	100	250	555	60
40/200	0,75	1	B	65	40	100	–	160	180	–	50	140	155	18	100	70	–	–	265	212	14	100	200	490	55
	1,1	1,5																						525	57
	1,5	2																							60
	2,2-3	3-4																90	265	212	14	100	250	575	70
40/250	1,1	1,5	B	65	40	100	–	180	225	–	65	165	180	18	125	95	–	–	320	250	14	100	200	525	67
	1,5	2																							70
	2,2-3	3-4																80	320	250	14	100	250	575	80
	4	5,5																							85
40/315	3	4	B	65	40	125	–	225	250	–	65	195	205	18	125	95	–	115	345	280	14	100	250	640	110
	4	5,5																							115
	5,5	7,5																135	345	280	14	100	300	740	120
	7,5	10																							130
	11	15																					350	910	160
50/125	0,37	0,5	B	65	50	100	–	132	160	–	50	115	130	18	100	70	–	–	240	190	14	100	200	465	47
	0,55	0,75																						490	50
	0,75	1																							52
	1,1	1,5																						525	55
	1,5	2																							60
50/160	0,75	1	B	65	50	100	–	160	180	–	50	120	150	18	100	70	–	–	265	212	14	100	200	490	50
	1,1	1,5																						525	55
	1,5	2																							60
	2,2	3																90	265	212	14	100	250	575	70
50/200	1,1	1,5	B	65	50	100	–	160	200	–	50	140	170	18	100	70	–	–	265	212	14	100	200	525	55
	1,5	2																							60
	2,2-3	3-4																90	265	212	14	100	250	575	70
	4	5,5																							75
50/250	2,2-3	3-4	B	65	50	100	–	180	225	–	65	170	185	18	125	95	–	80	320	250	14	100	250	575	80
	4	5,5																							85
	5,5	7,5																100	320	250	14	100	300	670	100
50/315	4	5,5	B	65	50	125	–	225	280	–	65	200	215	18	125	95	–	115	345	280	14	100	250	640	120
	5,5	7,5																135	345	280	14	100	300	735	140
	7,5	10																							140
	11	15																					350	910	170

Sujeto a cambios / **Subjet to alterations** / *Sujet a des modifications*

1450/1750 r.p.m. Serie MN / MN Series
Ejecution monobloc / Monoblock execution / Ejecution monobloc

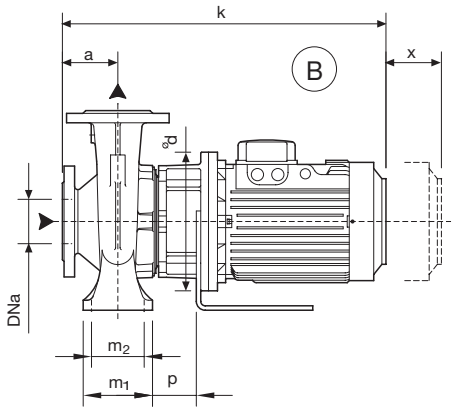

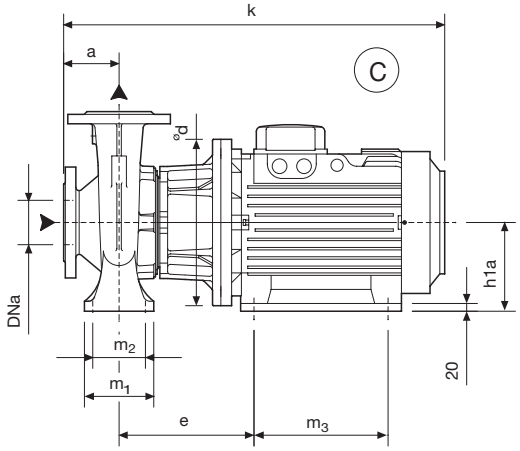

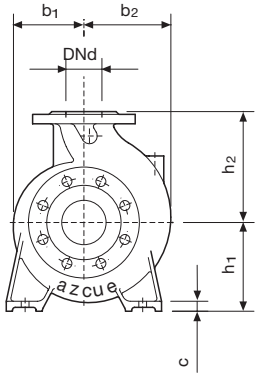

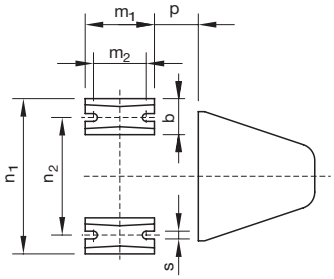

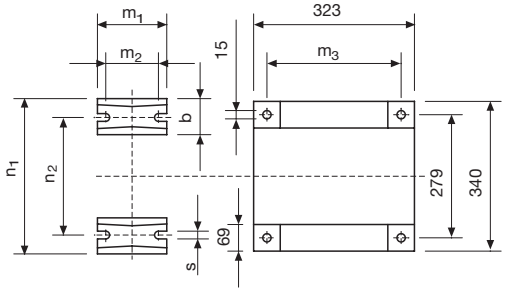

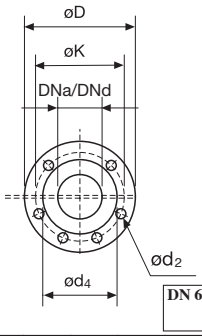

DNa / DNd	65	80	100	125	150	200
d4	122	138	158	188	212	268
K	145	160	180	210	240	295
D	185	200	220	250	285	340
Nº	4	8	8	8	8	8
d2	18	18	18	18	22	22

DN 65, 80, 100, 150 ---> DIN 2501, PN16
DN 200 ---> DIN 2501, PN10

Tipo/type	Motor KW	Motor HP	Forma	DNa	Dnd	a	e	h1	h2	h1a	b	b1	b2	c	m1	m2	m3	p	n1	n2	s	x	d	k	kg
65/125	0,55	0,7	B	80	65	100	–	160	180	–	65	120	150	18	125	95	–	–	280	212	14	100	200	490	47
	0,75	1																							50
	1,1	1,5																						525	52
	1,5	2																							55
	2,2	3																80	280	212	14	100	250	575	70
65/160	1,1	1,5	B	80	65	100	–	160	200	–	65	130	155	18	125	95	–	–	280	212	14	100	200	525	52
	1,5	2																							55
	2,2-3	3-4																80	280	212	14	100	250	575	70
65/200	2,2-3	3-4	B	80	65	100	–	180	225	–	65	155	180	18	125	95	–	80	320	250	14	140	250	575	85
	4	5,5																							90
	5,5	7,5																100	320	250	14	140	300	670	100
65/250	3	4	B	80	65	100	–	200	250	–	80	180	200	20	160	120	–	100	360	280	19	140	250	615	95
	4	5,5																							100
	5,5	7,5																120	360	280	19	140	300	710	120
	7,5	10																							130
65/315	5,5	7,5	B	80	65	125	–	225	280	–	80	210	230	20	160	120	–	120	400	315	19	140	300	735	125
	7,5	10																							135
	11	15																					350	910	165
	15	20																							185
80/160	1,5	2	B	100	80	125	–	180	225	–	65	140	180	18	125	95	–	–	320	250	14	140	200	550	65
	2,2-3	3-4																80	320	250	14	140	250	600	75
	4	5,5																							80
80/200	3	4	B	100	80	125	–	180	250	–	65	160	190	18	125	95	–	115	345	280	14	140	250	640	90
	4	5,5																							95
	5,5	7,5																135	345	280	14	140	300	735	100
	7,5	10																							110
	11	15																					350	910	150
80/250	4	5,5	B	100	80	125	–	200	280	–	80	185	210	18	160	120	–	95	400	315	19	140	250	640	120
	5,5	7,5																115	400	315	19	140	300	735	125
	7,5	10																							135
	11	15																					350	910	170
	15	20																							185
80/315	11	15	B	100	80	125	–	250	315	–	80	220	245	20	160	120	–	115	400	315	19	140	350	910	190
	15	20																							205
100/160	3	4	B	125	100	125	–	200	280	–	80	180	225	18	160	120	–	95	360	280	19	140	250	640	115
	4	5,5																							120
	5,5	7,5																115	360	280	19	140	300	735	125
	7,5	10																							135
100/200	4	5,5	B	125	100	125	–	200	280	–	80	175	215	18	160	120	–	95	360	280	19	140	250	640	115
	5,5	7,5																115	360	280	19	140	300	735	120
	7,5	10																							125
	11	15																					350	910	175
100/250	7,5	10	B	125	100	140	–	225	280	–	80	190	220	18	160	120	–	115	400	315	19	140	300	750	155
	11	15																					350	925	185
	15	20																							200
100/315	11	15	B	125	100	140	–	250	315	–	80	225	255	18	160	120	–	115	400	315	19	140	350	925	185
	15	20																							200
125/200	7,5	10	B	150	125	140	–	250	315	–	80	195	245	20	160	120	–	115	400	315	19	140	300	750	150
	11	15																					350	925	185
	15	20																							200
125/250	11	15	B	150	125	140	–	250	355	–	80	225	275	20	160	120	–	115	400	315	19	140	350	925	205
	15	20																							225
150/200	11	15	B	200	150	160	–	280	400	–	100	240	315	20	200	150	–	95	550	450	24	140	350	945	255
	15	20																							275
150/250	11	15	B	200	150	160	–	280	400	–	100	230	300	20	200	150	–	95	500	400	24	180	350	945	255
	15	20																							275

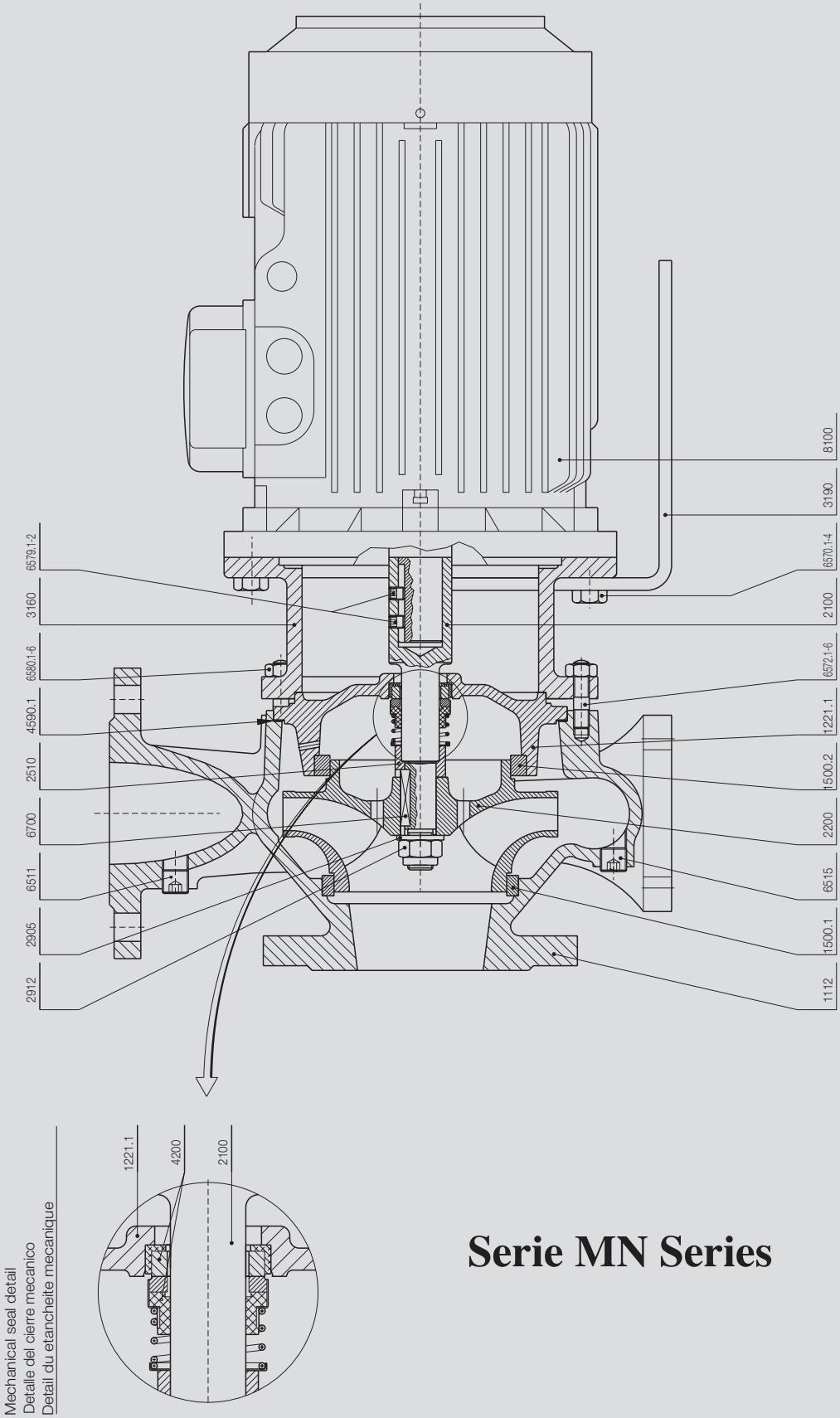

Serie MN Series

N° 0AN-311-M

DENOMINACIÓN / DESCRIPTION / DENOMINATION	Ref.
Voluta / Volute casing / Volute	1112
Tapa del cuerpo / Casing cover / Couvercle	1221.1
Anillo de desgaste / Casing wear ring / Bague d'usure	1500.1
Anillo de desgaste / Casing wear ring / Bague d'usure	1500.2
Eje / Shaft / Arbre	2100
Rodete / Impeller / Roue	2200
Anillo distanciador / Spacer ring / Bague-entretoise	2510
Arandela / Washer / Rondelle	2905
Tuerca de blocaje del rodete / Impeller nut / Ecrou de blocaje roue	2912
Linterna soporte del motor / Motor stool / Lanterne-support de moteur	3160
Pie / Foot / Pietement	3190
Retén mecánico / Mechanical seal / Garniture mecanique	4200
Junta plana / Gasket / Joint plat	4590.1
Tapón de llenado / Priming plug / Bouchon de remplissage	6511
Tapón de vaciado / Drain plug / Bouchon de vidange	6515
Tornillo / Screw / Vis	6570.1-4
Esparrago / Stud / Goujon filete	6572.1-6
Tornillo de exagono interior / Socket head cap screw / Boulon a six pans creux	6579.1-2
Tuerca / Nut / Ecrou	6580.1-6
Chaveta / Key / Clavette	6700
Motor	8100

Intercambiabilidad serie MN

Interchangeability MN series

Interchangeabilité MN series

Denominación		Cuerpo Corps Casing	Tapa del cuerpo Couvercle de corps Casing cover	Eje Arbre Shaft	Rodete Roue Impeller	Linterna soporte motor Motor stool Lanterne-support de moteur	Cierre mecánico Garniture mechanique Mechanical seal	Anillo desgaste tapa Cover wear ring Bague d'usure couvercle	Anillo desgaste voluta Volute wear ring Bague d'usure couvercle	Junta plana Gasket Joint plat	Tuerca rodete Ecrou roue Impeller nut
Referencia		1112	1221.1	2100	2200	3160	4200	1500.1	1500.2	4590.1	2912
TIPO BOMBA/ POMPE TYPE / PUMP TYPE	32/125	1	1	1	1	1	1	1	2	1	1
	32/160	2	1	1	2	1	1	1	2	1	1
	32/200	3	2	1	3	1	1	1	2	2	1
	32/250	4	3	1	4	1	1	1	3	3	1
	40/125	5	1	1	5	1	1	4	2	1	1
	40/160	6	1	1	6	1	1	4	2	1	1
	40/200	7	2	1	7	1	1	4	2	2	1
	40/250	8	3	1	8	1	1	4	3	3	1
	40/315	9	4	2	9	2	2	5	6	4	2
	50/125	10	1	1	10	1	1	2	2	1	1
	50/160	11	1	1	11	1	1	2	2	1	1
	50/200	12	2	1	12	1	1	2	2	2	1
	50/250	13	3	1	13	1	1	2	3	3	1
	50/315	14	5	2	14	2	2	7	8	4	2
	65/125	15	1	1	15	1	1	7	2	1	1
	65/160	16	6	1	16	1	1	7	9	1	1
	65/200	17	7	1	17	1	1	7	9	2	1
	65/250	18	8	2	18	2	2	9	8	3	2
	65/315	19	5	2	19	2	2	9	8	4	2
	80/160	20	6	1	20	1	1	6	9	1	1
	80/200	21	9	2	21	2	2	6	8	2	2
	80/250	22	8	2	22	2	2	6	8	3	2
	80/315	23	5	2	23	2	2	6	8	4	2
	80/400	24	12	3	24	3	3	10	11	5	3
	100/160	25	9	2	25	2	2	12	8	2	2
	100/200	26	9	2	26	2	2	12	8	2	2
	100/250	27	8	2	27	2	2	12	8	3	2
	100/315	28	5	2	28	2	2	12	8	4	2
	100/400	29	12	3	29	3	3	12	11	5	3
	125/200	30	9	2	30	2	2	11	13	2	2
	125/250	31	10	2	31	2	2	11	13	3	2
	125/315	32	11	3	32	3	3	11	11	4	3
	125/400	33	12	3	33	3	3	11	11	5	3
	150/200	34	9	2	34	2	2	14	11	2	2
	150/250	35	10	2	35	2	2	15	11	3	2
	150/315	36	11	3	36	3	3	15	11	4	3
	150/400	37	12	3	37	3	3	15	11	5	3

La serie MN posee distintos ejes y linternas soporte motor para cada tipo de bomba, en función de los distintos motores.

MN series has different shafts & motor stool for the same pump type, depending on the different motors.

La serie MN ensemble different arbres et lanterne-support de moteur pour chaque type de pompe, par raport aux. different moteurs.

pumps pumpen
azcue
bombas pompes

Otzarreta mod.: AZC0125489D

pumps pumpen
azcue
bombas pompes

FABRICA Y OFICINAS
FACTORY AND HEAD OFFICE

Tel.: +34 943 14 70 47*
Fax: +34 943 14 74 40
E-mail: comercial@azcuepumps.es
ARRONA - (Guipúzcoa) Spain

DIRECCION POSTAL
P. O. BOX

Apartado de Correos, 34
20750 - ZUMAIA
(Guipúzcoa) Spain